



Summary Feedback

(Combined feedback broadcasted multiple time this week)

PRE-RECORDED: Basildon FRCR 2B 'A to Zee' Course 2020

Session 21/36

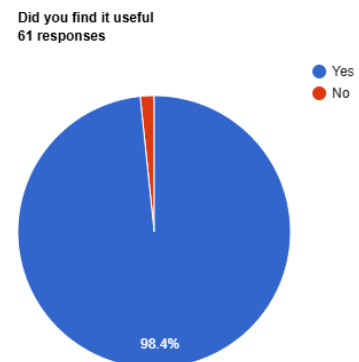
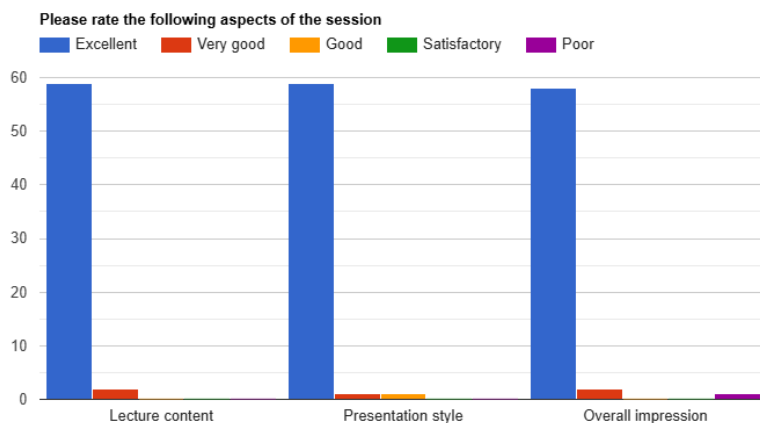
Head & Neck

(1) An overview of Head & Neck for FRCR 2B (2) Temporal Bone (23rd & 24th August 2025)

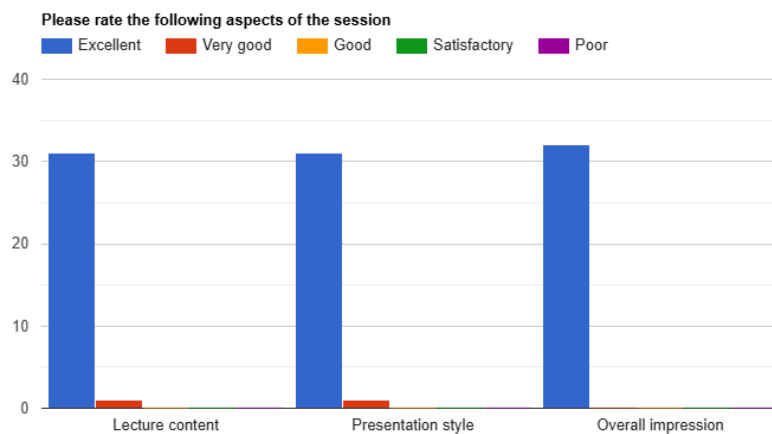
Lecturer: Sami Khan

Summary Points:

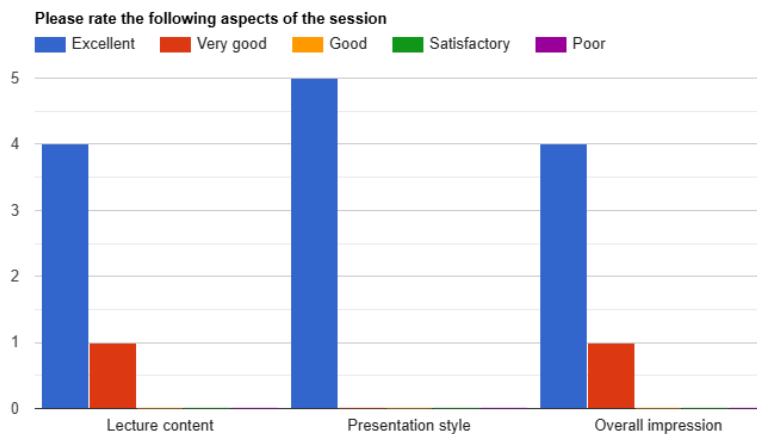
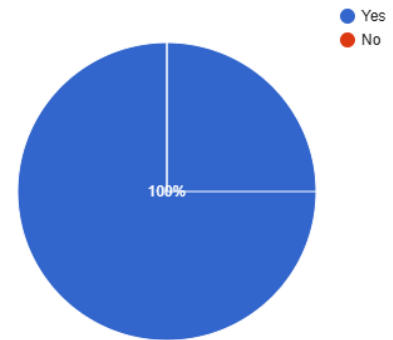
- Total Attendees: 299 from 34 Countries (Algeria, Austria, Bahamas, Bahrain, Canada, Dominica, Egypt, Ethiopia, Ghana, India, Indonesia, Iran, Iraq, Jordan, Libya, Malaysia, Maldives, Malta, Nigeria, Norway, Oman, Pakistan, Qatar, Saudi Arabia, South Africa, Sri Lanka, Sudan, Thailand, Türkiye, UAE, Uganda, UK, Yemen, Zimbabwe).
- Total duration: 3 hours (each session broadcasted thrice during the week)
- Total feedback received from 98 participants, from three different broadcasts



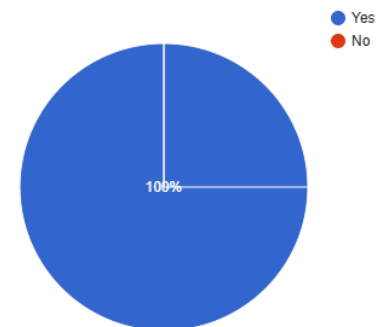
Head & Neck – (1) An overview of Head & Neck for FRCR 2B (2) Temporal Bone



Did you find it useful
32 responses



Did you find it useful
5 responses



Testimonials

- Superb lecture, I found this topic overwhelmingly hard before this. He is an amazing teacher. My husband is a psychiatrist, he was listening to my lecture and said he is a kind of teacher you want to listen to even when it is not related to your field. That's how great Dr. Khan's lectures are, my weekends are planned around his lectures so I don't miss any! (Pakistan).
- It was a very resourceful and impactful lecture which will definitely improve my practice (Nigeria).
- The teaching with DICOM images was amazing. Linking anatomy with XR, CT & MRI images also turned very helpful (South Africa).
- Detailed, clear explanation of anatomy in an interactive manner, together with viva cases it was really useful to reinforce and consolidate knowledge (Egypt).
- Impressive lecture where Dr. Khan, professionally simplified the temporal bone anatomy with meticulously chosen cases (Algeria).
- Excellent session. This was basic anatomy. Nobody teaches like this, thank you so much sir! (Pakistan).
- Excellent lecture, I guess though a repetition, was very helpful in the very important temporal bone anatomy revision (India).
- He explains the most complex anatomy of temporal bone as simple, easy and understandable bits that have a long lasting impact for remembrance (Pakistan).

Head & Neck – (1) An overview of Head & Neck for FRCR 2B (2) Temporal Bone

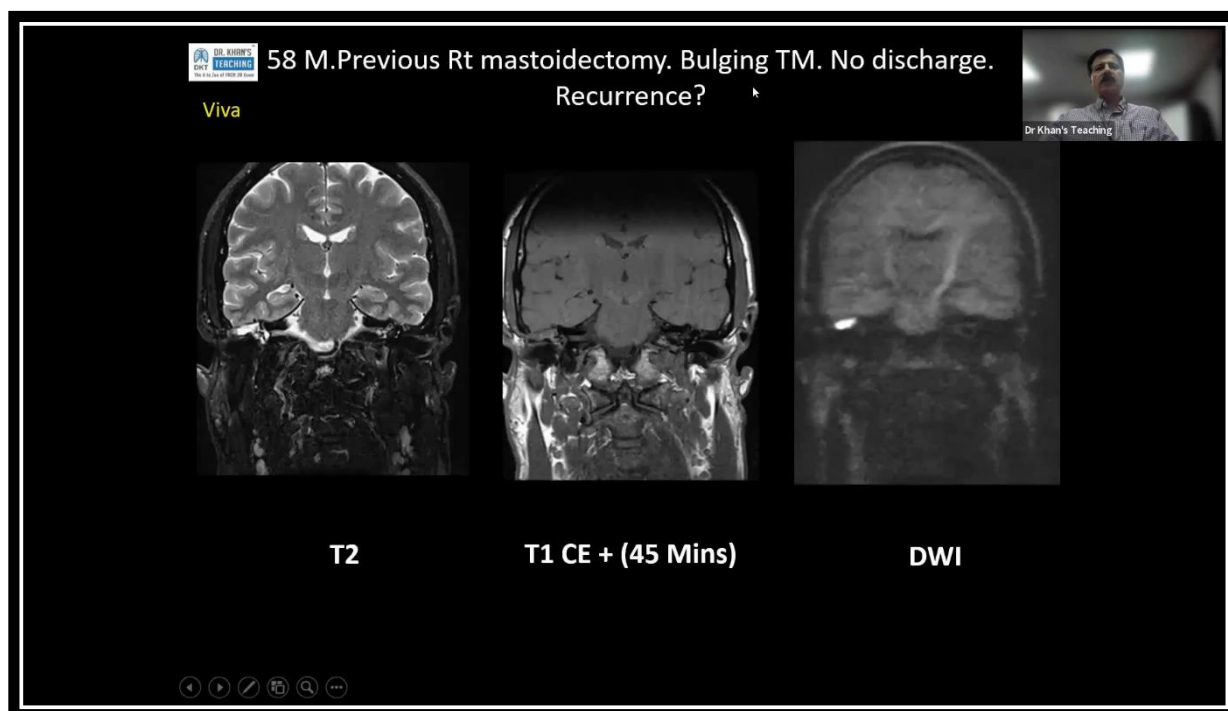
- 10/10! Thank you Dr. Khan! :) (UK).
- The thing I liked the most about this session was Dr. Khan and his awesome teaching! (Pakistan).
- Fantastic, relevant teaching (South Africa).
- All of it was great including the time keeping and frequent breaks (UK).
- Learning temporal bone in detail was great (Pakistan).
- The detailed anatomy of nerves on CT was extremely useful (Pakistan).
- This was an excellent presentation. The anatomy and pathology were informative (Zimbabwe).
- Amazing in depth anatomy revision (Zimbabwe).
- Thank you to the presenter and the team (UK).
- I liked the anatomy review the most, it was very helpful (Thailand).
- Anatomy of temporal bone can never be elaborated better than this (Pakistan).
- Marvellous teacher, excellent case collection and sequence of presentation (India).
- I enjoyed the anatomy recap, plus the later radiological pathology (UK).
- Excellent teaching: anatomy, pathology & radiology (Pakistan).
- Every aspect of the lecture was useful especially the teaching style (Nigeria).
- The pathologies and differentials were excellently explained (UK).
- It was perfectly curated to FRCR 2B (Pakistan).
- Very informative (Saudi Arabia).
- Very good (Egypt).
- Brilliant session, thanks a lot! (UAE).
- Great teacher. Superb session (Pakistan).
- Great work (Zimbabwe).
- It's the best (Pakistan).
- It's all useful (UAE).
- Excellent anatomy details (Pakistan).
- The anatomy review was excellent (UK).
- Great lecture (Zimbabwe).
- Thank you. No words to express (Pakistan).
- The structure was helpful (Norway).
- Excellent explanation (UK).
- Good cases (UK).
- Excellent image description (Nigeria).
- Very educative (Nigeria).
- Useful session (Sudan).
- Outstanding (Pakistan).
- Very informative (Saudi Arabia).
- Superb session as always (Pakistan).
- Great teaching as always, Thank you! (UK).
- Very informative (Saudi Arabia).
- Excellent teaching session (Nigeria).
- Very nice lesson (Sudan).
- It was perfect (UAE).
- Excellent (South Africa).
- Detailed explanation (UAE).
- This temporal bone anatomy was excellent (Nigeria).
- Excellent teachings and illustrations (Nigeria).
- Amazing anatomical details (Pakistan).

Head & Neck – (1) An overview of Head & Neck for FRCR 2B (2) Temporal Bone

- Wonderful radiological anatomy (UAE).
- Every aspect was useful (Sri Lanka).
- All concepts and details covered (Pakistan).
- Head and neck imaging was well taught (Sudan).
- Good cases and teaching (UK).
- Petrous bone anatomy was nicely done (Sudan).
- Nice teaching (Saudi Arabia).
- Useful revision of radiological anatomy (UK).
- It was perfect (UAE).
- All aspects were useful (Nigeria).
- All of it was very useful & highly valuable (Egypt).
- Excellent cases and teaching (Saudi Arabia).
- Great learning. Thank you very much sir (Pakistan).
- Superb teaching as always (Pakistan).
- Wonderful session (Libya).
- Nice explanation and cases (Iraq).
- Great (India).
- Excellent teaching (UK).



Head & Neck – (1) An overview of Head & Neck for FRCR 2B (2) Temporal Bone



=====XX=====XX=====